

# Allergic dermatitis is the #1 reason why pets visit the veterinarian<sup>1</sup>

## Signs of skin problems in pets




UNDERSIDE




TOPSIDE

**Folded areas** like face folds, lip folds, armpits, groin, under neck, under tail, and in between toes are prone to bacterial and yeast infections. Check the areas carefully (in red) and let a veterinarian know if redness, brown staining or discharge, scabs or sores are seen.



UNDERSIDE



TOPSIDE

**Hair loss and redness** over the rump and tailbase (in red) may indicate flea allergy dermatitis. Check carefully for fleas and flea dirt. Secondary infection is common.



Lumps and bumps



Ear redness, discharge



Red, irritated skin



Dry, scaly skin, dandruff



Frequent biting, chewing, scratching, rubbing or licking



Moist dermatitis in skin folds



Scratches, scabs, sores, hot spots



Bald spots or thinning hair

## Dermatology tips

- Always wash your hands and use hand sanitizer after handling a pet with skin disease
- If you see sores or red irritated skin, this could be a sign of fleas, mites, bacterial or yeast infection
- If you see signs of skin problems, alert your veterinarian that the pet needs to be examined and have skin scrapings and cytologies done **before bathing**
- Red, itchy or painful smelly ears with brown or yellow discharge can mean an ear infection—tell a veterinarian right away if you see this **before cleaning the ears**
- Some skin and coat issues may be improved by a medicated shampoo, but a **veterinarian is best suited to make a specific recommendation based on a diagnosis**
- Infections such as scabies or ringworm are **contagious**; if suspected, the pet needs to be isolated and **should see a veterinarian immediately**

1. Nationwide Mutual Insurance Company. Dermatitis, gastroenteritis among most common conditions that prompt veterinary visits. Nationwide. Published April 15, 2024. Accessed April 26, 2024. <https://news.nationwide.com/041824-dermatitis-gastroenteritis-most-common-conditions-prompt-vet-visits/>

# If you see any of these signs, please tell your veterinarian



**Red, irritated skin**



**Dry, scaly skin, dandruff**



**Bald spots or thinning hair**



**Darkened, greasy skin with odor**



**Blue gray color change, scabs, sores**



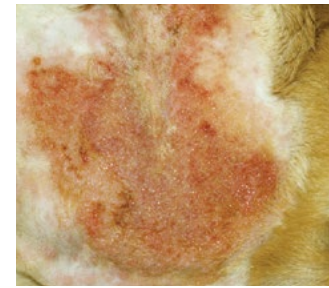
**Scabs, sores**



**Scratches, scabs, sores, pimples**



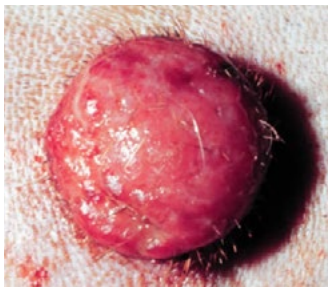
**Hot spot (before clipping)**



**Hot spot (after clipping)**



**Ear infection**



**Lumps and bumps**



**Brown paws (may indicate yeast infection)**



**Moist dermatitis in skin folds**



**Moist dermatitis in skin folds**



**Moist dermatitis in skin folds**

Photos courtesy of Dr. David Bird, Dr. Michele Rosenbaum, Dr. Candace Sousa and Dr. Valerie Fadok

All trademarks are the property of Zoetis Services LLC or a related company or a licensor unless otherwise noted.  
© 2024 Zoetis Services LLC. All rights reserved. ZPC-03585

Committed to Science.  
Committed to Dermatology.

**zoetis**